

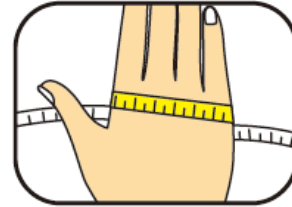
INSTRUCTION FOR USE

VANTELIN SUPPORT THUMB ARMOR

SIZE GUIDE

S-M: 17-19 cm




M-L: 19-21 cm



Measure around the back of your hand (cm) with your fingers extended as shown in the illustration.

If two sizes apply, choose the larger.

FEATURES

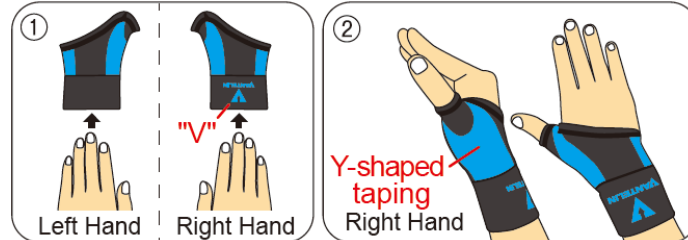
	<p>Y-Shaped Taping Structure</p> <p>Y-shaped taping structure around the thumb suppresses excessive thumb movement, alleviating discomfort of the thumb.</p>
	<p>Sandwich-Taping Structure</p> <p>Sandwich- taping structure adjacent to the thumb and the little finger suppresses excessive right-and-left movement of the wrist, alleviating discomfort at the bottom of the thumb and the wrist.</p>
	<p>Anchor Structure</p> <p>Seamless top and bottom cuffs prevent slipping of the support and stabilize the taping structures.</p>

INDICATION

Used for daily joint discomfort.

INSTRUCTION FOR USE

1. Insert hand: Put your thumb into the smaller hole as shown in the illustration.
 2. Adjust the location of your thumb so that it will be positioned at the center of the Y-shaped taping structure with no stack.
 - Be careful of your nail not getting caught. Wear directly on skin.
 - If the support is not positioned correctly, it may not function as intended.
- * Functions obtained by wearing the support may vary depending on each person.



The “V” mark is positioned on the back of your hand when worn on your right hand and on the palm when worn on your left hand.

WARNING

- Do not use if you have: (1) abnormalities including swelling and strong pain due to sprain, fracture, or ligament injury etc., (2) peripheral vascular disorder, (3) abnormality such as injury, swelling, rash at site where support is to be worn, or (4) chronic dermatitis / allergy to chemical textile or rubber. If you experience symptoms such as rash / redness, itchiness, eruption, congestion, abnormal pain, or swelling, stop using immediately and consult your healthcare professional.
- Use only as directed.
- Use correct size.
- Do not use when sleeping.

CARE INSTRUCTIONS (Use laundry net)

1. Wash separately below 30°C.
2. Do not bleach.
3. Do not tumble dry.
4. Hang and air-dry. Avoid direct sunlight.
5. Iron at low temperature. Do not steam iron.
6. Do not dry clean.



PRECAUTIONS CONCERNING STORAGE AND HANDLING

1. Do not place the product close to fire and heat.
2. Keep out of reach of children.
3. There is a risk of the product tearing if worn in a wrong way or strong force is applied to part of the product.

PACKAGING

Box of 1 unit

PRODUCT OWNER

Kowa Company, Ltd.

4-14, Nihonbashi-honcho 3-chome, Chuo-ku, Tokyo, JAPAN